

ColorFlo® Liquid Color Card

SOLOMON COLORS



413 Colony Red




413 Clay




413 Fox Red



413 Terra Cotta



417 Rose



417 Brick Red



417 Paver Red



417 Apple Red



489 Dusty Rose



489 Light Plum



489 Redwood



489 Dark Redwood



288 Rosemary



288 Ginger



288 Bamboo



288 Straw



750 Desert Tan




750 Salmon



750 Prairie Tan



750 Peach



775 Sand



775 Cedar



775 Camel



775 Sedona



757 Buckwheat



757 Pecan



757 Antique Gold



757 Old Gold



755 Trail Dust



755 Driftwood



755 Spice



755 Apricot

These color chips represent shades of Integral Colors based on 94 lbs. gray Type I-II Portland cement with 4" slump. Use this chart as a guideline only. The colors may not exactly represent the final color. Shade variations of cement and aggregate plus variations in the volume of water, the addition of admixtures and other additives may have an effect on the design mix and final color. We recommend that a test slab be poured and approved prior to the start of the job.



| | | | |
|---|---|--|---|
|  |  |  |  |
| 306 Canvas | 306 Toffee | 306 Burlap | 306 Cinnamon |
|  |  |  |  |
| 238 Thyme | 238 Doeskin | 238 Buttercup | 238 Marigold |
|  |  |  |  |
| 338 Earthen | 338 Rawhide | 338 Buckskin | 338 Leather |
|  |  |  |  |
| 385 Taupe | 385 Lava | 385 Buffalo | 385 Bark |
|  |  |  |  |
| 242 Sandstone | 242 Sahara | 242 Sandalwood | 242 Nutmeg |
|  |  |  |  |
| 492 Mauve | 492 Merlot | 492 Lilac | 492 Garnet |
|  |  |  |  |
| 467 Ash | 467 Oyster | 467 Orchid | 467 Rustique |
|  |  |  |  |
| 920 Slate | 920 Smoke | 920 Charcoal | 920 Onyx |